

Handling Instruction

Before using, read carefully and store in a safe location



Dual hose system PFA / PVC with Flare connections



Safety instructions and safety precautions

- The general safety and work protection regulations of professional associations / institutions for the chemical industries must be observed. When handling chemical materials, wear protective clothing.
- Adhere to internal corporate directives. Wearing protective clothing is mandatory (face protection, safety gloves etc.)
- The maximum period of use shall not exceed 3 years.
- Check the chemical resistance of all components. The chemical resistance can change with the temperature and with the concentration of the liquids.
- Standard configuration:
PFA inner hose
PVC outer hose
FKM (Viton) seals
PVDF kink protectors
- Should you have any questions regarding the materials used, please contact technical sales at AS Strömungstechnik GmbH.
- Install the dual-hose free of stress and avoid sagging.
- Support with suitable equipment.
- In the case of new installations, a trial run is to be carried out using water / high-purity water.

- Temperature range:
up to max. 60°C
Never exceed the specified maximum temperatures.
- The maximum temperatures are based exclusively on mechanical load. Certain chemicals reduce the maximum safe operating temperature significantly.
- Contact the manufacturer of the chemical substances in order to ascertain the chemical compatibility and the temperature limits.
- Do not exceed the operating pressure of the PFA inner hose:
3/8": 13,25 bar
1/2": 9,75 bar
3/4": 6,25 bar
1": 4,75 bar
- Do not exceed the bending radius of the PFA inner hose:
3/8": 30 mm
1/2": 35 mm
3/4": 120 mm
1": 250 mm
- Do not kink the hose.
- Determine the necessary length of the double-hose before ordering.
- In the event of leakage of the inner hose, the outer hose will only hold out for a short time and must be replaced immediately.
- A subsequent hose shortening requires additional tools and experience handling and manufacturing the dual hoses. If shortening of the dual hose is carried out independently, then there is no guarantee that the function will be correct or safe.

Before start-up

Check all screw connections before each use for correct positioning and damage.
Visually inspect the hose line for damage prior to each use.
It is recommended that the FKM O-ring be checked regularly for correct positioning.

Conditioning:

- Upon initial commissioning, the initial liters of product are to be used as washing chemicals.
- It is recommended that safety sensors be attached on or in the double-hose.

Liability:

AS Strömungstechnik GmbH can accept no liability for errors or damages that result from improper handling of the QC dispense heads. Improper handling includes, in particular, failure to observe the operating instructions. Testing the chemical resistance of the connectors and their operational life is the responsibility of the customer. In the interest of the further development of AS products, we reserve the right to make design changes.



Handling Instruction

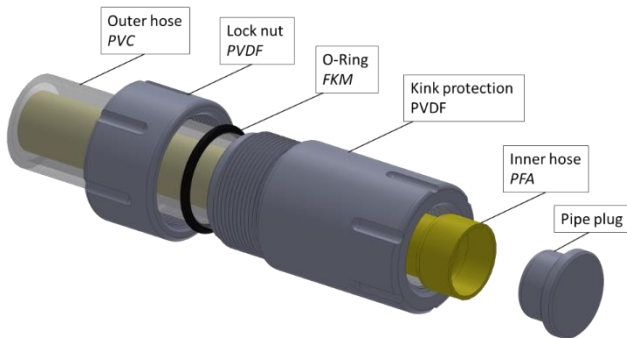
Before using, read carefully and store in a safe location




Dual hose system PFA / PVC with Flare connections

Assembly:


Composition:



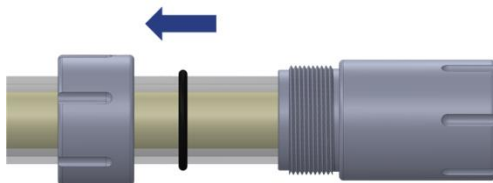
1. Remove the pipe plug.



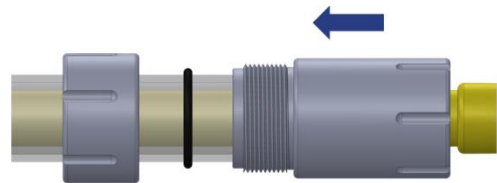
2. Open the lock nut and slide it backwards.



3. Slide the o-ring carefully backwards.




4. You can now slide the kink protection back, so that the beginning of the inner PFA hose is visible.



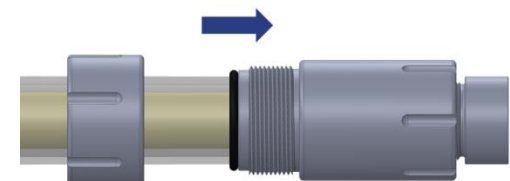
5. Insert the Flare-Connection (e.g. of the Dispense Head) into the expanded part of the PFA hose.



6. Screw the kink protection onto the Flare-connection up to the stop.



7. Slide the o-ring back towards the kink protection and ensure that it is flush against the o-ring seat off the kink protection.



8. Hand-tighten the lock-nut.

